

WeepeeTM

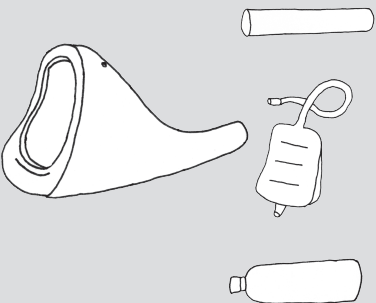


This package includes Weepee, a brush, a carrying case, and an extension tube.

包裝內含 Weepee 本體、清潔刷、攜帶盒、延伸管


Take Weepee out from the carrying case. Connect it to the extension tube, a drainage bag or any plastic bottle.

取出 Weepee 本體。連接到延伸管、引流袋或寶特瓶



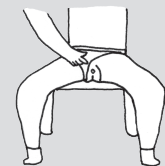
Take a standing or sitting position

採取站姿或坐姿



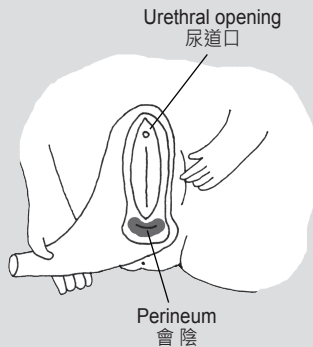
Unzip your pants and set the underwear aside

解開外褲，將內褲撥至一邊



Place the Weepee between labia minora and labia majora. Gently **press it against perineum** to prevent urine from flowback

將 Weepee 本體包覆於大小陰唇間，**後端適度施力抵著會陰部**，避免尿液逆流



Urinate

順利解放



Safety Instruction

- Weepee, made of porcelain, is likely to break or crack if dropped by accident. Please hold it steady when in use.
- This product is reusable. Please wash it after or before use. If necessary, sanitize it to prevent infection. If feeling uncomfortable, stop using it immediately.
- Sterilize "porcelain" Weepee in boiling water for up to 15 minutes. However, clean "straw fiber plastic" Weepee, the carrying case and the brush with detergent instead of boiling them. These plastic products can't withstand high temperatures.
- Don't flush this product down the toilet

安全資訊

- 意外掉落時，陶瓷製的 Weepee 可能破損或有裂痕。因此，使用時請握牢。
- 本產品可重複使用。使用前後請清洗。必要時，加以消毒，避免感染。如有不適，請立即停用本產品。
- 陶瓷 Weepee 可煮沸消毒。而稻塑 Weepee、攜帶盒及清潔刷，請用清潔劑清洗，切勿將這些產品放入沸水中。這些塑膠材質的產品不耐高溫。
- 勿將本品棄置馬桶沖掉。

Patent Pending / The Weepee logo is a trademark, registered trademark and/or service mark of Inion Design Associates in Taiwan and/or other countries.

專利申請中 / Weepee 為 Inion Design Associates 擁有或註冊的商標。

www.wee-pee.com
service@wee-pee.com

Proudly made in Taiwan

We recommend that you practice with Weepee in restroom before you are ready to use it outside. This will help you find best position.

我們建議您先在家中浴室試用 Weepee，以找到最適合您的姿勢